



Harness the *power* of **Braemar** By SEELEY INTERNATIONAL

flexible heating & cooling

- Ducted with zone control
- Split systems
- Multi-split systems
- Add-on cooling

100%
comfort in all conditions¹



Reverse Cycle Air Conditioning

2023

The Braemar *difference*



Range

Braemar offers a comprehensive range to suit all requirements.



Quality

80 year history of Braemar excellence and reliability!

Leading technology and innovation come as standard.



Australian owned

Seeley International, Australia's leading cooling and heating manufacturer.



Environment

A majority of our reverse cycle air conditioners use the latest R32 refrigerant.



Cost effective

MEPS (Minimum Energy Performance Standards) compliant.

DRED (Demand Response Enabling Device) capability.



Warranty

Quality that lasts – 5 year comprehensive manufacturer's warranty.

A network of highly professional dealers and service agents throughout Australia.

The Braemar inverter product range is sourced from the world's largest residential manufacturer of reverse cycle air conditioning systems – Gree.

It is backed up by world class Australian manufacturer, Seeley International, providing leading-edge local service and support.

“Seeley International never stops striving to innovate and build the world's most energy efficient heaters and air conditioners.

It is this commitment to excellence that's at the heart of everything we do. ”

Frank Seeley

AM, DUniv Flln, FAICD
Founder and Executive Chairman



Front Page: 1. The reverse cycle system must be installed as per the installation manual and not be operating outside of its design conditions.

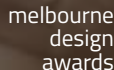
The *ultimate* choice for comfort in all conditions

Ducted systems	5-11
Split systems	13-16
Multi-split systems	18-21
Add-on cooling	22-27

The Award Winning Company

Seeley International consistently wins awards for new product design, innovation and environmental friendliness.

These awards include:




Standard features

The DC inverter technology difference

All Braemar inverter systems feature DC inverter technology. An inverter is a power conversion circuit that electronically regulates the voltage, current and frequency in an air conditioner. This circuit controls the compressor and the outdoor and indoor fans, maximising the air conditioner's efficiency.

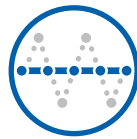
Compared to conventional models, inverter air conditioners provide:




Quicker and finer temperature control and comfort



Significantly lower running costs



Elimination of temperature fluctuations



Wider operating temperatures (model specific)



Quiet operation inside and outside the home

DC inverter technology vs. conventional

Up to 35% energy savings per year[^]

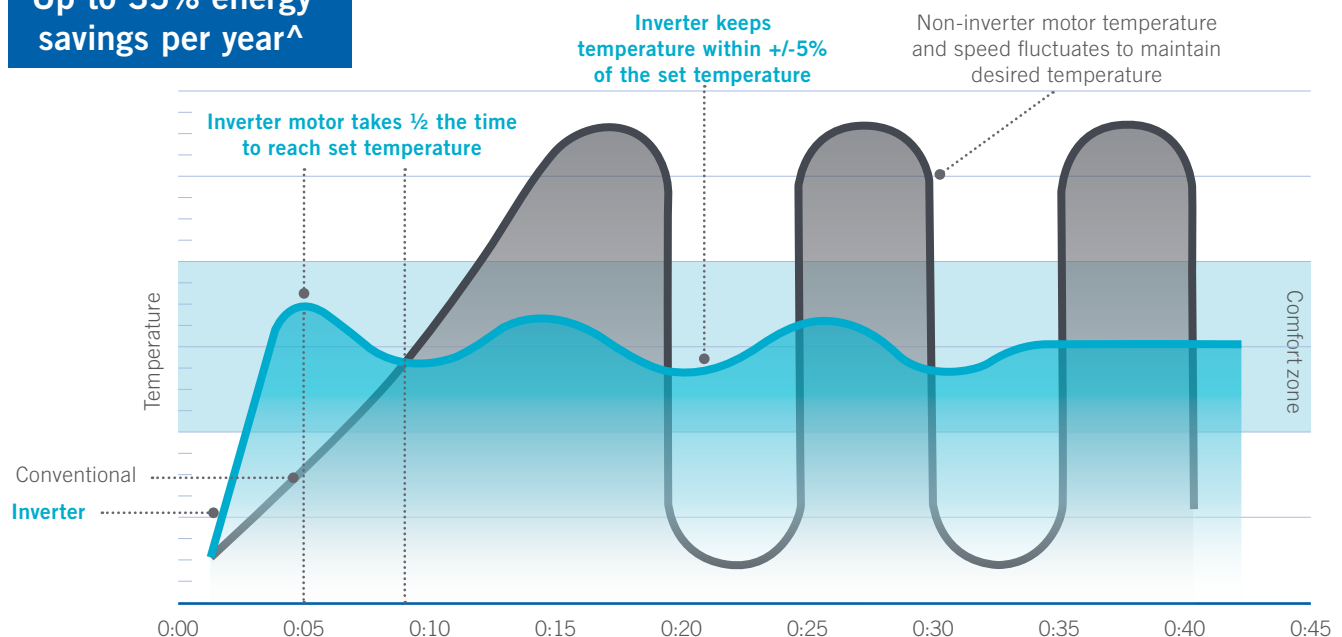


Table for illustration purposes only.

[^]Based on publicly sourced data. Compared to a conventional fixed speed air conditioner



DRED as standard

With the introduction of smart power meters (PeakSmart in QLD), the electrical supply authority can limit the amount of power to the property at certain times during extreme weather conditions, when the power supply is at peak demand using DRED (Demand Response Enabling Device).

In some states, the power supply authorities offer financial incentives to consumers who install DRED enabled air conditioning systems; all of Braemar's latest inverter products now come with DRED capability as standard.

Ducted reverse cycle standard wall controllers



		Single Phase	Three Phase
		XE71 - standard	XK46 - standard
	LCD backlit display For visibility at night.	✓	✓
	5 modes Auto, cool, dry, fan, heat.	✓	✓
	8 fan settings Auto, low, medium-low, medium, medium-high, high, super high & X-Fan.	✓	✓ 7 fan settings, no super high
	Sleep function Adjusts temperature up or down a few degrees during the night. Reduces energy usage while sleeping.	✓	✓
	Quiet function Reduces fan speed to ensure the indoor unit runs more quietly.	✓	✓
	Memory function (if a power failure occurs) Automatically restarts and resumes the settings.	✓	✓
	Turbo function Ultra high fan speed to quickly cool the home.	✓	✓
	Energy-saving function Change the pre-set upper and lower temperatures. Perfect for apartments to reduce energy usage.	✓	✓
	X-Fan function (in cooling mode) Extends the time the fan continues to run after the cooling set point temperature is met.	✓	✓
	Defrosting function Auto function to ensure optimum heating even in the iciest environments.	✓	✓
	Filter clean notification Automatic reminder that filter needs cleaning.	✓	✓
	Timer Set the on/off of the air conditioner to save money.	✓	✓
	Child lock Children are unable to change settings.	✓	✓
	Error code display Assists in fault identification and troubleshooting. Also displays when DRED is in operation.	✓	✓
	Read ambient outdoor temperature Understand how well the unit is functioning.	✓	✗
	Weekly timer 7 or 14 day programmable weekly timer.	✓	Upgrade available

Other controllers may be available, please check with the dealer.

Zone controller for ducted reverse cycle systems

Smart, sophisticated and incredibly intuitive, Braemar Zone Control makes operating your Braemar air conditioner so simple. The discreet and modern design will blend seamlessly into the decor of your home.



Main features



Touch screen
All functions and operations are only a touch away with the easily navigated interface.



Useful settings
Access features such as child lock, quiet mode and servicing information.



Program mode
Programmable daily, weekly or 2 weekly, 8 time-period program, customisable to suit your lifestyle.



Zone your home
Switch between zones in your home and control the settings in each zone. Save on running costs by switching zones off.² Up to 8 zones³, with or without individual zone temperature sensing and control.



Convenient control
Activate or deactivate zone heating and cooling at the RF remote sensor or at the Braemar zone control.



RF control
Radio Frequency remote sensors for ease of installation.

Wi-Fi Smart App



Control your heating and cooling comfort needs directly from your mobile device! For example, turn on the heating cycle wherever you are, ensuring you come home to a warm home on those cold winter days. The EWPE smart app is free and available for download on your smartphone. Note: Wi-Fi module sold separately.





1 x Main
Braemar Zone Control



1 x Radio Frequency
remote sensor per zone

Optional subsidiary
wired wall control



This diagram is for illustration purposes only.
Zoning is subject to individual house design.

- Control 4 to 8³ zones with individual temperature control.
- Set different temperatures for each zone.
- Ability to turn zones on and off, at the RF remote sensor, or, at the wired wall control.
- Total control with up to 8 time schedules per zone per day.
- Each zone can be both temperature and time schedule controlled.
- Prevent excessive power bills by setting "SAVE" function. This function limits the upper and lower temperature settings.
- Optional additional subsidiary wired wall control can be purchased to allow two access points to your zone system.
- "I Demand" function limits the power input to 75% to assist with reducing energy bills.
- "X-Fan" function allows the indoor fan to continue after the system has been switched off in cooling mode, this helps dry the indoor heat exchanger.
- Optional Wi-Fi control module.

2. Zoning is an optional extra. Additional costs apply.

3. Braemar zone control kit comes standard for a 4 zone system. This kit can be expanded to 8 zones with the purchase of additional RF remote sensors.

Note: Braemar zone control matches with our latest R32 single phase KDHV series and R410A SDHV series, both single phase and three phase. Some zones can be operated without the RF remote sensor however a minimum of one sensor is required for the system because wired wall control does not have an "on board" sensor.

Single phase ducted reverse cycle

Indoor unit



R32 refrigerant

More environmentally friendly, R32 refrigerant global warming potential is 68% lower than R410A, with up to 30% reduction in charging quantity needed.



Gold Fin

Protective coating on the indoor heat exchanger coil for greater durability.



ZERL


Rated to the latest zoned energy rating label standard.



Efficient and quiet

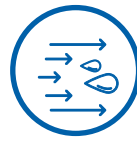
Inverter technology, optional motion sensor and installer settings tailoring airflow, all ensuring maximum efficiency and the quietest operation.

Available in 5 sizes.



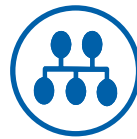
Low profile design

Visually appealing, discreet and low profile unit to deliver conditioned air via ducting and suitable ceiling or wall grilles.



Condensate pump as standard

All single phase ducted inverters have the option of utilising the built in drain pump or the gravity drain. The condensate pump has a 1m lift, making it easier to get the condensate away from the indoor unit and to the nearest drain point. This provides flexible installation options.



Home automation system adaptable

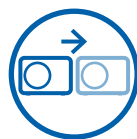
Modbus compatibility allows operation with a wide range of home automation systems. Remote on/off control available for applications that require connection to a Building Management System (BMS), or require a room card.

Outdoor unit



Black Fin

Advanced protective coating on the outdoor coil to reduce corrosion and protect from the harsh Australian elements.



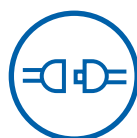
Flexible outdoor placement

Long pipe runs of up to 75m allows flexibility in placing an outdoor unit.



Slim design

Allows more flexibility in placing an outdoor unit. Easily fits into tighter spaces.



Quick and easy installation

Single drain connection point allows for quick and easy installation.



DRED as standard

Demand response enabled device capability is standard.



Pictured: KCHV100D1B

Pictured: KCHV140D1B

Three phase ducted reverse cycle

Indoor unit



Power saving

High energy efficiency results in significant savings in running costs.



Easy and flexible installation

Compact and adaptable room positioning allows for flexible installation choices. 2 core signal cable to outdoor unit allows for quick installation.



Low profile design

Visually appealing, discreet and low profile design that can be concealed above ceilings to deliver conditioned air via ducting and suitable ceiling or wall grilles.



Home automation system adaptable⁴

Remote on/off control available for applications that require connection to a Building Management System (BMS), or require a room card.

4. ME30-42/E1 interface may need to be purchased.



Efficient and quiet

Inverter technology and installer settings tailoring airflow, all ensuring maximum efficiency and quietest operation.

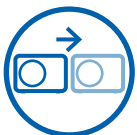
Available in 2 sizes. R410A refrigerant.

Outdoor unit



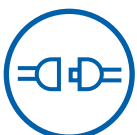
Gold Fin

Protective coating on the aluminium coil to reduce corrosion and protect from the harsh Australian elements.



Flexible outdoor placement

Long pipe runs of up to 70m allow flexibility in placing an outdoor unit.



Quick and easy installation

Single drain connection point allows for quick and easy installation.



DRED as standard

Demand response enabled device capability is standard.



Technical specifications

Single phase ducted reverse cycle

Model			Outdoor	KCHV070D1B	KCHV100D1B	KCHV125D1B	KCHV140D1B	KCHV160D1B
			Indoor	KDHV070D1S	KDHV100D1S	KDHV125D1S	KDHV140D1S	KDHV160D1S
Cooling Capacity			kW	7.10	10.00	12.40	13.50	16.30
Cooling Capacity Range (Min ~ Max)			kW	2.40 ~ 8.00	3.20 ~ 11.00	3.60 ~ 12.80	6.80 ~ 16.00	6.00 ~ 17.00
Heating Capacity at 7°C			kW	8.00	12.00	14.00	16.00	18.60
Heating Capacity Range (Min ~ Max)			kW	2.20 ~ 9.00	3.00 ~ 13.50	3.60 ~ 14.50	4.50 ~ 17.00	7.00 ~ 19.00
Heating Capacity at 2°C			kW	5.95	7.10	10.64	10.65	12.93
AEER / ACOP			W / W	3.54 / 3.80	3.26 / 3.32	3.25 / 3.49	3.16 / 3.66	3.32 / 3.53
ZERL Star Rating Hot / Average / Cold		Cooling	-	3.0 / 3.0 / 3.0	3.0 / 2.5 / 2.5	3.0 / 3.0 / 3.0	3.0 / 2.5 / 3.0	3.0 / 3.0 / 3.0
		Heating	-	2.5 / 2.0 / 1.5	2.5 / 1.5 / 1.0	3.0 / 2.0 / 1.5	3.0 / 2.0 / 1.5	3.0 / 2.0 / 1.5
Electrical Data	Power Supply		V/Hz/Ph	220-240 / 50 / 1				
	Power Input (Nominal)	Cooling	kW	2.00	3.05	3.80	4.25	4.90
		Heating	kW	2.10	3.60	4.00	4.35	5.25
	Rated Current		A	16.5	20	29	30	32
Circuit Breaker		A	20	25	32	40	40	
Indoor Unit	Rated Airflow		l/s	389	556	722	833	888
	Airflow (Min ~ Max)		l/s	250 ~ 583	333 ~ 833	444 ~ 1194	528 ~ 1194	556 ~ 1222
	Min ~ Max ESP		Pa	0 ~ 150	0 ~ 175	0 ~ 200	0 ~ 200	0 ~ 200
	Drain Pump		Y/N	Yes				
	Sound Power Level		dB(A)	62	63	68	69	66
	Sound Pressure (Min ~ Max)		dB(A)	37 ~ 44	40 ~ 46	41 ~ 47	41 ~ 49	40 ~ 48
	Dimension	Outline Dimension (WxDxH)	mm	900 x 655 x 260	1000 x 700 x 300	1400 x 700 x 300	1400 x 700 x 300	1150 x 720 x 350
Weight	Net Weight	kg	31.0	41.0	57.0	57.0	58.0	
Outdoor Unit	Sound Power Level		dB(A)	66	71	69	72	74
	Sound Pressure		dB(A)	52	59	58	57	60
	Dimension	Outline Dimension (WxDxH)	mm	892 x 340 x 698	940 x 460 x 820	940 x 460 x 820	900 x 340 x 1345	940 x 320 x 1430
	Number of Fans		QTY	1	1	1	2	2
	Weight	Net Weight	kg	53.0	83.0	92.0	106.0	117.0
Ambient Temperature Operating Range		Cooling	°C	-15 ~ 52				
		Heating	°C	-15 ~ 24				
Pipe	Outer Diameter	Liquid Pipe	mm (Inch)	9.53 (3/8)				
		Gas Pipe	mm (Inch)	15.88 (5/8)				
	Max Distance	Height	m	25	30	30	30	30
		Length	m	50	65	75	75	75
Refrigerant R32		Pre-Charge Length	m	20				
		Additional Charge	g/m	25	35	35	40	40

FAQs

Single vs three phase - what's best?

Single phase is the standard method of distribution of electric power in most homes. For larger homes with multiple high powered appliances, three phase power is generally recommended and will deliver a much more consistent power supply than a single phase. It is important to choose your air conditioner based on your requirements, rather than the power supply readily available. **Your Braemar dealer will be able to provide more guidance.**

I have a two storey home, can I install a ducted reverse cycle system?

If your home is being newly built, we strongly encourage you to incorporate HVAC ductwork cavities into the building plans, if they have not been included already. For an existing home, the design will largely determine where, and if it is possible to get ductwork from the top to the bottom storey. The ducts are generally run through cupboards, walk-in robes and linen closets for example. **Speak with your Braemar dealer for an in-home assessment for the best solution for your home.**

Three phase ducted reverse cycle

Model			Outdoor	SCHV20D3S	SCHV24D3S
			Indoor	SDHV20D1S	SDHV24D1S
Cooling Capacity			kW	20.00	24.00
Cooling Capacity Range (Min ~ Max)			kW	10.00 ~ 25.00	11.00 ~ 27.50
Heating Capacity			kW	22.40	26.00
Heating Capacity Range (Min ~ Max)			kW	10.00 ~ 30.00	11.00 ~ 33.00
AEER / ACOP			W / W	3.28 / 3.71	3.35 / 3.69
Electrical Data	Power Supply		V/Hz/Ph	380-415 / 50 / 3	
	Power Input (Nominal)	Cooling	kW	6.06	7.12
		Heating	kW	6.00	7.02
	Rated Current		A	21.7	23.2
Circuit Breaker		A	32		
Indoor Unit	Rated Airflow		l/s	1220	1390
	Min ~ Max ESP		Pa	0 ~ 250	
	Drain Pump		Y/N	No	
	Sound Pressure Level		dB(A)	53	55
	Dimension	Outline Dimension (WxDxH)	mm	1690 x 870 x 440	1690 x 870 x 440
Net Weight		kg	110.0	113.0	
Outdoor Unit	Sound Pressure		dB(A)	60	62
	Dimension	Outline Dimension (WxDxH)	mm	940 x 460 x 1615	
	Number of Fans		QTY	2	
	Weight	Net Weight	kg	155.0	175.0
Ambient Temperature Operating Range		Cooling	°C	-7 ~ 48	
		Heating	°C	-15 ~ 24	
Pipe	Outer Diameter	Liquid Pipe	mm (Inch)	9.53 (3/8)	
		Gas Pipe	mm (Inch)	19.05 (3/4)	22.23 (7/8)
	Max Distance	Height	m	30	
		Length	m	50	70
Refrigerant R410A		Pre-Charge Length	m	7.5	
		Additional Charge	g/m	54	



ZERL Zoned Energy Rating Label

What you need to know

Energy rating labelling on air conditioners has taken a big leap forward, with the Zoned Energy Rating Label (ZERL) mandatory on new models from April 1, 2020. The ZERL label allows consumers to make a more informed decision for their heating and cooling. The labels outline how much heating and cooling power a model has, noise production, and energy efficiency and usage based on location. ZERL labels can be found on Braemar single phase ducted reverse cycle systems and Airvolution™ split systems.

Cooling capacity



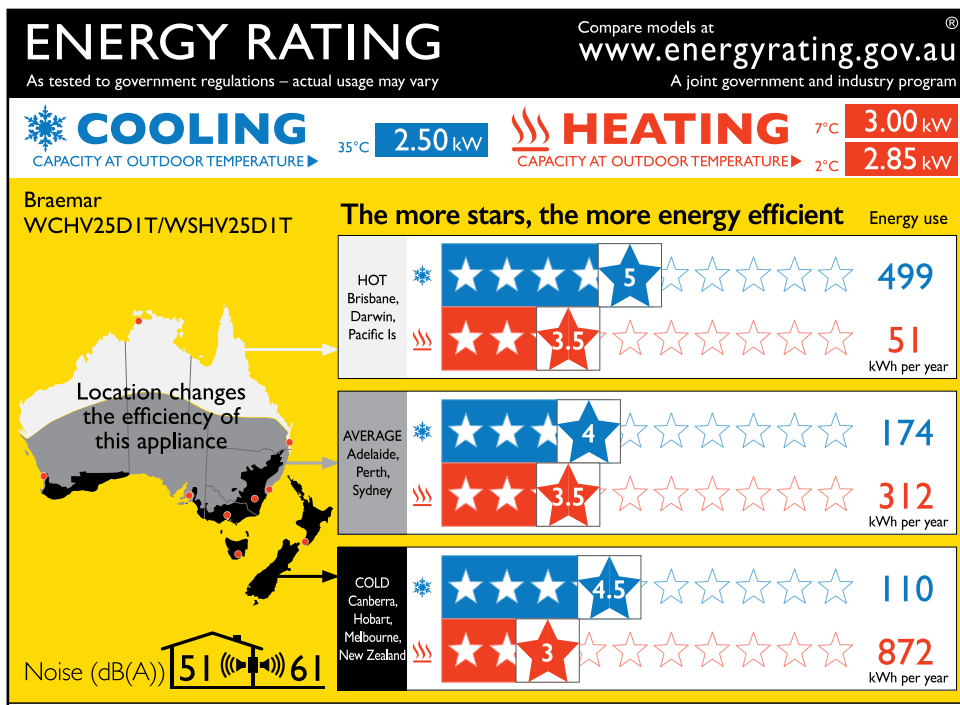
This tells you how much cooling the air conditioner can provide. This example tells you that if the temperature outside is hot (35°C), then the appliance can provide 2.50 kilowatts (kW) of cooling. System size is critical, and will depend on size of space to be cooled, insulation, windows and shade. A correctly sized system will make your cooling more efficient and affordable.

Heating capacity



This tells you how much heating the air conditioner can provide. This example tells you that if the temperature outside is cold (7°C), then the appliance can provide 3.0 kilowatts (kW) of heating, and if the temperature outside is very cold (2°C), then the appliance can provide 2.85 kW of heating.

Model name and number



Noise levels - sound power

This tells you how loud the air conditioner will be when it is running. The number inside the house is how loud it will be inside the home, and the number outside the house is how loud it will be near the outside unit.

The sound pressure will vary depending upon the installation site. Hard surfaces can reflect noise and influence the sound levels heard both inside and outside the home.

Efficiency ratings based on location

The efficiency of a product will change dependent on the location in which it operates. The new ZERL helps consumers to determine which model would work best in their location.

There are three bands of ratings, for Hot, Average and Cold areas in Australia and New Zealand. Use the map to see which area you live in, and which band you should use.

Electricity usage

This tells you how much electricity the air conditioner will use each year for cooling and heating.

The lower the kWh used, the lower the cost to run the appliance. If you know your electricity tariff, you can multiply it by these figures to estimate yearly running costs.

Information source

All information on this page has been sourced from www.energyrating.gov.au. The ZERL pictured is for Braemar model WCHV25D1T/WSHV25D1T.

Split system air conditioning


The ideal solution to cool or heat just one area or room of the home or office.

Braemar split systems come in five capacities, to efficiently cool or heat any room - from the study to large open plan living spaces. Inverter technology which is standard across the range, helps to reduce energy consumption - so that you can save money and relax in comfort all year round.



Airvolution™ inverter split system

Indoor unit



R32 refrigerant
Global Warming Potential 65% lower and more energy efficient than R410A



ZERL
rated to the latest standard, with zoned energy rating labels



Range
5 capacities to suit small to large spaces



I Feel Mode
room temperature controlled exactly where it is required

- Standard white finish for contemporary look.
- Available in 5 sizes for domestic and commercial use. Unit can be installed in small homes and large spaces.
- Dry connection available for gate-card or remote on/off, great for schools or hotels.
- Anti-corrosion coating on printed circuit boards to protect electronics.



Wi-Fi control available through the EWPE Smart app

Additional features



Auto adjusted sleep curves



Draught protection



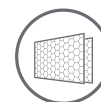
ZERL - latest energy rating label



Timer



Intelligent defrosting



Protective filters



Turbo button



Self-diagnostic



Wide operating temperatures



Wired wall controller (optional)
BACnet compatible



Energy saving⁵



Wi-Fi control functionality included



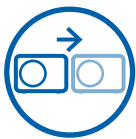
Dehumidification



Auto restart

5. With use of optional wired wall controller.

Outdoor unit



Flexible outdoor placement
long pipe runs
(up to 25m)



Blue Fin
advanced protection to
reduce corrosion and
protect from the harsh
Australian elements



Slim design
allows more
flexibility in placing
outdoor units



DRED
demand response
enabled device
capability is standard



Technical specifications

Airvolution™ range

Model No.		Outdoor	WCHV25D1T	WCHV35D1T	WCHV50D1T	WCHV70D1T	WCHV85D1T	
		Indoor	WSHV25D1T	WSHV35D1T	WSHV50D1T	WSHV70D1T	WSHV85D1T	
Capacity	Cooling	kW	2.50	3.45	5.20	7.10	8.50	
	Heating	kW	3.00	3.73	5.50	7.10	9.00	
ZERL Star Rating (Hot/Average/Cold)	Cooling	-	5.0 / 4.0 / 4.5	4.0 / 3.5 / 4.0	4.0 / 3.5 / 3.5	3.5 / 3.0 / 3.5	4.5 / 4.0 / 4.0	
	Heating	-	3.0 / 2.5 / 2.0	3.0 / 2.5 / 2.0	3.0 / 2.5 / 2.0	3.0 / 2.5 / 2.0	3.5 / 2.5 / 2.0	
AEER		W/W	4.06	3.74	3.79	3.70	3.67	
ACOP		W/W	4.19	3.90	3.87	3.75	3.37	
Air Flow		l/s (m³/h)	175 (630)	189 (680)	264 (950)	334 (1200)	361 (1300)	
Electrical Data	Power Supply		V/Hz/Ph	230 / 50 / 1				
	Power Input (Nominal)	Cooling	kW	0.61	0.92	1.35	1.90	2.30
		Heating	kW	0.71	0.95	1.40	1.87	2.64
	Minimum Circuit Breaker Outdoor		A	10	10	16	20	20
	Maximum Current Input		A	5.3	8.0	11.5	14.5	16.7
Indoor Unit	Sound Pressure Level dB		dB	21 ~ 40	24 ~ 43	24 ~ 48	32 ~ 49	32 - 49
	Sound Power Level dB		dB	54	58	63	63	65
	Outline dimension (WxDxH)		mm	849 × 215 × 289	849 × 215 × 289	970 × 225 × 300	1080 × 245 × 325	1075 × 246 × 333
Outdoor Unit	Sound Power Level		dB (A)	61	61	68	68	71
	Outline Dimension (WxDxH)		mm	732 × 330 × 555	732 × 330 × 555	873 × 376 × 555	958 × 402 × 660	1000 × 427 × 746
	Net Weight		kg	24.0	26.5	37.0	42.5	51.5
Ambient Temperature Range	Cooling	°C	-15 ~ 50					
	Heating	°C	-15 ~ 24					
Pipe	Outer Diameter	Liquid Pipe	mm (Inch)	6.35 (1/4)				
		Gas Pipe	mm (Inch)	9.52 (3/8)	9.52 (3/8)	12.70 (1/2)	15.88 (5/8)	15.88 (5/8)
	Max Distance	Height	m	10				
		Length	m	15	20	25	25	25
Refrigerant R32	Chargeless Length	m	10					
	Additional Charge	g/m	16	16	16	40	40	

ZERL Zoned Energy Rating Label

The Airvolution™ utilises the Zoned Energy Rating Label. Refer to page 12 for more information, or visit: <https://www.seeleyinternational.com/seeley-learning-centre/zerl/>

FAQs

Will a split system suit my needs?

Split systems are a cost effective way to heat and cool one room in your home. The Braemar range comes in a number of capacities, to suit small studies, right up to large open plan living spaces. Installation costs are generally much lower than for ducted systems, making split systems an attractive choice for budget-conscious home owners who still want efficient, quick heating and cooling in single rooms and large spaces. Braemar has single split systems (one indoor unit to one outdoor unit) and multi-split systems (where you can have a number of indoor units connected to the one outdoor unit).

How do I maximise the operation of my split system?

1. Dirt, leaves and debris can collect over time around your outdoor unit, or be sucked into the air inlet. Restriction to airflow will reduce the unit's performance and efficiency, so be sure to check periodically and clear away any loose litter and dirt from the unit and air inlet.
2. Clean your air filter on the indoor unit before summer and winter starts. Your owner's manual will have step by step instructions on how to do this. The cleaner the return air filter, the more energy efficient your air conditioning system will be.
3. Allowing your system to gradually heat, or cool, will be more energy efficient than cranking your thermostat settings. Whilst it may be tempting to set the control to minimum for cooling, or, maximum for heating, a 1°C increase on the thermostat can equate to up to 10% more energy used⁶. For example, heating set to 22°C will have to work much harder than if it were set to 19°C, when heating.
4. Use the settings features like timer and "I feel" mode to further maximise energy efficiency and comfort levels. Ideally, your unit should already be running before the hottest or coldest part of the day. Some of our controls also have "SAVE" function, where the lower limit for cooling and the upper limit for heating can be set, a great way to prevent excessive power bills.
6. Information sourced from <https://www.energy.gov.au/households/heating-and-cooling> June 2022



Multi-split system air conditioning

Cool or heat multiple rooms individually from just one outdoor unit.

Multi-split system air conditioning enables the connection of up to five indoor units to a single outdoor unit. Save running costs by heating or cooling rooms as required with different temperature settings in each room.



Multi-split range

Cool or heat multiple rooms individually from just one outdoor unit.




Wall mounted split systems

The Airvolution™ multi-split range is available in 5 sizes. Refer to page 14 for more information on the indoor units. Speak with your Braemar dealer for the best solution for your home.



Outdoor unit

A central slimline unit with long pipe run and easy installation.



Multi-split range

Indoor unit

Split systems offer a wall mounted, modern design option.

The **Airvolution™** is available in 5 sizes for multi-split system configurations.



I Feel Mode
room temperature controlled to exactly where it is required



Wi-Fi Control
from a smart device



Quiet
low indoor noise, even at full capacity

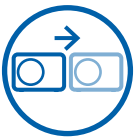


Efficient
cools and heats quickly



R32 refrigerant
Global Warming Potential 65% lower and more energy efficient than R410A

Outdoor unit



Flexible outdoor placement
long pipe runs (up to 70m total, and up to 20m per indoor, model specific)




DRED
demand response enabled device capability is standard



Wide operating range
comfort in extreme conditions (model specific)



Slim design
allows more flexibility in placing outdoor units



Faster installation
single drain connection point

Technical specifications

Multi-split Airvolution™ indoor units

Model		Indoor	WSHV25D1T	WSHV35D1T	WSHV50D1T	WSHV70D1T	WSHV85D1T	
Cooling Capacity		kW	2.50	3.45	5.20	7.10	8.50	
Heating Capacity		kW	3.00	3.73	5.50	7.10	9.00	
Indoor Unit	Air Flow		l/s (m³/h)	175 (630)	189 (680)	264 (950)	334 (1200)	361 (1300)
	Sound Pressure Level dB (A) (Max)		dB (A)	21 - 40	24 - 43	24 - 48	32 - 49	32 - 49
	Dimension	Outline dimension (WxDxH)	mm	849 x 215 x 289	849 x 215 x 289	970 x 225 x 300	1080 x 245 x 325	1075 x 246 x 333
	Net Weight		kg	10.0	10.0	14.0	16.5	16.0
Pipe	Outer Diameter	Liquid Pipe	mm (Inch)	6.35 (1/4)	6.35 (1/4)	6.35 (1/4)	6.35 (1/4)	6.35 (1/4)
		Gas Pipe	mm (Inch)	9.52 (3/8)	9.52 (3/8)	12.70 (1/2)	15.88 (5/8)	15.88 (5/8)

Multi-split outdoor units

Model		Outdoor	NCHV53D12	NCHV72D13	NCHV80D14	NCHV10D14	MCHV11D15	
Cooling Capacity		kW	5.24	7.15	8.00	10.40	11.40	
Cooling Capacity Range (Min ~ Max)		kW	2.14 ~ 5.80	2.30 ~ 10.00	2.30 ~ 10.25	2.50 ~ 10.30	2.60 ~ 12.00	
Heating Capacity		kW	5.30	8.60	8.90	10.80	12.00	
Heating Capacity Range (Min ~ Max)		kW	2.58 ~ 5.92	3.65 ~ 10.00	3.65 ~ 10.25	3.13 ~ 12.00	2.60 ~ 13.00	
Max Indoor Capacity		kW	7.1	9.7	10.8	14.0	17.10	
AEER / ACOP		W / W	3.42 / 4.48	3.67 / 4.42	3.55 / 4.56	3.30 / 3.54	3.19 / 3.78	
Electrical Data	Power Supply		V/Hz/Ph	230 / 50 / 1	230 / 50 / 1	230 / 50 / 1	230 / 50 / 1	220-240 / 50 / 1
	Power Input (Nominal)	Cooling	kW	1.50	1.90	2.20	3.10	3.5
		Heating	kW	1.15	1.90	1.90	3.00	3.25
	Max Current Input		A	10.8	12.7	15.9	23.5	30.0
Circuit Breaker		A	16	16	20	32	32	
Outdoor Unit	Maximum Drive IDU No.			2	3	4	4	5
	Sound Pressure Level		dB(A)	55	51	51	60	61
	Dimension	Outline Dimension (WxDxH)	mm	908 x 378 x 602	1001 x 427 x 790	1001 x 427 x 790	1001 x 427 x 790	1098 x 440 x 1103
	Weight	Net Weight	kg	39.5	67.0	68.0	69.0	90.0
Ambient Temperature Operating Range		Cooling	°C	-15 ~ 43	-15 ~ 43	-15 ~ 43	-15 ~ 43	-7 ~ 48
		Heating	°C	-15 ~ 24	-15 ~ 24	-15 ~ 24	-15 ~ 24	-15 ~ 30
Pipe	Outer Diameter	Liquid Pipe	mm (Inch)	2 x 6.35 (1/4)	3 x 6.35 (1/4)	4 x 6.35 (1/4)	4 x 6.35 (1/4)	5 x 6.35 (1/4)
		Gas Pipe	mm (Inch)	2 x 9.52 (3/8)	3 x 9.52 (3/8)	4 x 9.52 (3/8)	4 x 9.52 (3/8)	5 x 9.53 (3/8)
	Max Vert Separation	Indoor to Indoor	m	5.0	10.0	10.0	10.0	7.5
		Indoor Above or Below Outdoor	m	5.0	10.0	10.0	10.0	15.0
	Max Pipe Length	Indoor to Outdoor	m	10.0	20.0	20.0	20.0	25.0
Sum of all Indoors		m	20.0	60.0	70.0	70.0	75.0	
Refrigerant		Chargeless Length	m	10 (R32)	30 (R32)	40 (R32)	40 (R32)	40 (R410A)*
		Additional Charge	g/m	20				

*Model MCHV11D15 outdoor unit (R410A refrigerant) pictured on page 20.



Add-on cooling

The ideal solution for whole of home comfort, complementing a new or existing Braemar ducted gas heating system⁷



Add-on cooling for ducted gas heating

Add-on cooling systems are specifically designed to complement a new or existing⁸ Braemar ducted gas heating system. Compact and economical to run, it can be installed at the same time as a heating system, or added later.

Add-on cooling systems utilise existing Braemar ducted gas heating ductwork and grilles to provide refrigerated cooling.



7. Only Braemar extra air model heaters are designed to be paired with Braemar add-on cooling systems. For the Add-on cooling range, the Invertair™ indoor units are manufactured in Australia (from local and imported components).
8. Applicable to installations where airflow requirements and duct design are suitable. Not all models of Braemar ducted gas heaters are suitable for add-on cooling, so please check with the dealer.

Invertair™

Australia's first R32 add-on cooling system.

Indoor unit

The Inverter technology ensures uninterrupted comfort and a significant saving in running costs.



R32 refrigerant

More environmentally friendly, R32 refrigerant global warming potential is 68% lower than R410A, with up to 30% reduction in charging quantity needed.




Power saving

High energy efficiency results in significant savings in running costs.



Efficient and quiet

Inverter technology, 1W standby mode and automatic fan adjustment as the evening temperature drops, all ensure maximum efficiency and quietest operation.



Low profile design

Visually appealing with a discreet and low profile design that can be concealed above ceilings or below the floor to deliver conditioned air via ducting and suitable ceiling or floor grilles.

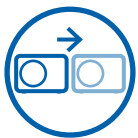


Easy and flexible installation

Compact and suitable for installation in almost all roof cavities. Room positioning and grille options allow for flexible installation choices.

Note: The Invertair™ series can only be installed with the TQ heater and MagiQtouch® controller. Available in 3 sizes.

Outdoor unit



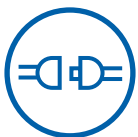
Flexible outdoor placement

Long pipe runs of up to 75m allows flexibility in placing an outdoor unit.



Slim design

Allows more flexibility in placing an outdoor unit. Easily fits into tighter spaces.



Quick and easy installation

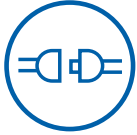
Single drain connection point allows for quick and easy installation.



Coolmaster®

Fixed speed add-on cooling system

Indoor unit



Easy single point connection

Quick and easy single point duct connection of indoor unit.



Built-in safe tray

Provides peace of mind, knowing that your Braemar add-on cooling unit has a built in safety drain tray.



Easy and flexible installation

Compact design allows for installation in ceiling or under floor.

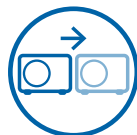


18kW to 23kW capacity units

The range is suitable for all types of applications - from medium to larger homes, open living spaces and office buildings.



Outdoor unit



Flexible outdoor placement

Long pipe runs of up to 75m allows flexibility in placing an outdoor unit.



Efficient and quiet with 3 speed fan

Automatic fan speed adjustment as the evening temperature drops makes for best efficiency and quietest operation.



Long life unit protection

Cabinet is made of high quality galvanised steel and powder-coated with high quality epoxy paint for long life and extra strength. Pre-coated aluminium fins provide resistance against corrosion.



Vertical discharge

Top airflow outdoor unit allows for flexible installation.



Technical specifications

Invertair™ series

Model		Outdoor	KCHV125D1B	KCHV140D1B	KCHV160D1B	
		Indoor	KACV125D1S	KACV140D1S	KACV160D1S	
Cooling Capacity		kW	11.20	12.65	16.00	
Sensible Cooling Capacity		kW	9.00	10.15	12.90	
AEER		W/W	3.21	3.18	3.40	
Electrical Data	Power Supply		V / Hz / Ph	220-240 / 50 / 1		
	Power Input (Nominal)	Cooling	kW	3.47	3.96	4.70
	Rated Current		A	29	30	32
	Minimum Circuit Breaker Outdoor		A	32	40	40
Indoor Unit	Rated Airflow		l/s	610	700	860
	Airflow (Min ~ Max)		l/s	415 ~ 800	470 ~ 800	610 ~ 1070
	Dimension	Outline Dimension (WxDxH)	mm	1280 x 450 x 366	1280 x 450 x 366	1442 x 435 x 412
	Weight	Net Weight	kg	25	25	28
Outdoor Unit	Sound Pressure		dB(A)	58	57	60
	Dimension	Outline Dimension (WxDxH)	mm	940 x 460 x 820	900 x 340 x 1345	940 x 320 x 1430
	Weight	Net Weight	kg	92	106	117
Applicable Braemar DGH (MagIQTouch Range, X extra air)		Model	X20, X23	X23, X25	X30, X32	
Temperature	Cooling Operation Ambient Temperature Range	°C	-15 ~ 52			
Pipe	Outer Diameter	Liquid Pipe	mm (Inch)	9.53 (3/8)		
		Gas Pipe	mm (Inch)	15.88 (5/8)		
	Max Distance	Height	m	30		
		Length	m	75		
Refrigerant R32	Chargeless Length		m	20		
	Refrigerant Additional Charge		g/m	35	40	40

Note: The above designs and specifications are subject to change without notice for product improvement.

Add-on cooling Invertair™ series are only suitable to be paired with 4, 5 and 6 star Braemar extra air heaters. For the add-on cooling range, only the Invertair indoor units are manufactured in Australia (from local and imported components).

FAQs

Why would I chose add-on cooling and ducted gas heating over ducted reverse cycle systems?

Many prefer the cosy warmth of ducted gas heating over reverse cycle. Reasons for this include running cost savings, faster heating and less drying of the air compared to reverse cycle systems. For these reasons, pairing a ducted gas heating system and add-on cooling system is a popular alternative to a ducted reverse cycle system. There is also the consideration of cost, with the ability to install ducted gas heating first, and add-on cooling at a later date⁹, thus spreading out expenses.

What if I already have ducted gas heating installed?

If you already have ducted gas heating installed, it is important to ensure that your existing system can facilitate add-on cooling. Ductwork, outlets and zoning need to be designed in order to support an add-on cooling system. Note, the Braemar Invertair™ add-on cooling systems can only be paired with Braemar Q series extra-air ducted gas heaters. The Braemar Coolmaster® series is able to be paired with most other brands, pending suitability of the system.

Your Braemar dealer will be able to accurately assess your existing system, to determine whether add-on cooling is the right option for you.

9. Only certain ducted gas heaters support add-on cooling.

Coolmaster® fixed speed series

Model			Outdoor	TCCF18C1S	TCCF18C3S	TCCF21C3S	TCCF23C3S
			Indoor	AOCF18C-S	AOCF18C-S	AOCF21C-S	AOCF23C-S
Cooling Capacity			kW	17.80	17.80	21.10	23.30
AEER			W/W	3.53	3.56	3.58	3.46
Electrical Data	Power Supply		V / Hz / Ph	220-240 / 50 / 1		380-415 / 50 / 3	
	Power Input (Nominal)	Cooling	kW	5.05	4.99	5.89	6.73
	Rated Current		A	36.0	12.0	14.5	16.0
	D-Curve Circuit Breaker		A	40	16	20	20
Indoor Unit	Rated Airflow		L/hr	935	935	1050	1200
	Airflow (Min ~ Max)		L/hr	700 ~ 1000	700 ~ 1000	760 ~ 1200	760 ~ 1200
	Dimension	Outline Dimension (WxDxH)	mm	850 x 815 x 560	850 x 815 x 560	850 x 945 x 590	850 x 945 x 590
	Weight	Net Weight	kg	47	47	55	55
Outdoor Unit	Sound Pressure (Min ~ Max)		dB(A)	55 ~ 61	55 ~ 61	51 ~ 67	51 ~ 67
	Dimension	Outline Dimension (WxDxH)	mm	1200 x 590 x 1320	1200 x 590 x 1320	1400 x 685 x 1280	1400 x 685 x 1280
	Weight	Net Weight	kg	153	153	159	162
Applicable Braemar DGH (X extra air)			Model	X30, X32	X30, X32	X30, X32	TQA5X30
Recommended Set Temp. Range			°C	20 ~ 28			
Ambient Temperature Range			°C	20 ~ 43			
Pipe	Outer Diameter	Liquid Pipe	mm (Inch)	12.70 (1/2)			
		Gas Pipe	mm (Inch)	19.05 (3/4)	19.05 (3/4)	22.20 (7/8)	22.20 (7/8)
	Max Distance	Height	m	15			
		Length	m	30	30	50	50
Refrigerant R410A	Chargeless Length		m	12			
	Refrigerant Additional Charge		g/m	100	100	100	100

Note: The above designs and specifications are subject to change without notice for product improvement.





Harness the *power* of nature



BREEZAIR

Ducted Evaporative Air Conditioning

BRAEMAR

Ducted Evaporative Air Conditioning | Ducted Gas Heating
Reverse Cycle Air Conditioning | Gas Wall Furnaces and Space Heaters

THE CLIMATE WIZARD

Micro-Core® Technology

SUPERCOOL

Ducted Evaporative Air Conditioning

COOLAIR

Ducted Evaporative Air Conditioning

COOLERADO

Indirect Evaporative Air Conditioning

AIRA

Direct and Indirect Evaporative Air Conditioning | Ducted Gas Heating
Commercial Gas Space Heating | Energy Recovery Systems

INTEGRATED COMFORT INCORPORATED (ICI)

Dual Cool® Patented Dual Evaporative pre-cooling products

seeleyinternational.com/braemar

1300 360 815



With the generous support of our Australasian dealers we are proud to be the National Variety Bash partner supporting kids in need across Australia.

Seeley International Pty Ltd

ABN 23 054 687 035

112 O'Sullivan Beach Road, Lonsdale, SA 5160

Phone: (08) 8328 3850

seeleyinternational.com

Information and images in this brochure were correct at the time of preparation. E & OE

Cat No M457 REV E (0223)